




**Special Olympics**  
Washington  
**Unified Robotics**

## **VIRTUAL UNIFIED ROBOTICS FILE SUBMISSION!**

In order for your robot to be entered into the 202 Virtual Unified Robotics Championship, each team must submit their file to [unifiedrobotics.WeTransfer.com](http://unifiedrobotics.WeTransfer.com). File submission are due no later than Tuesday, November 10th at 5:00pm.



**1.**

**Export the .LDraw file from the LEGO Digital Designers and .EV3 file and save on your computer.**

**2.**

**Once you've saved and located the above .LDraw file and .EV3 file on your computer, upload your files to [unifiedrobotics.wetransfer.com](http://unifiedrobotics.wetransfer.com) using the instructions below.**

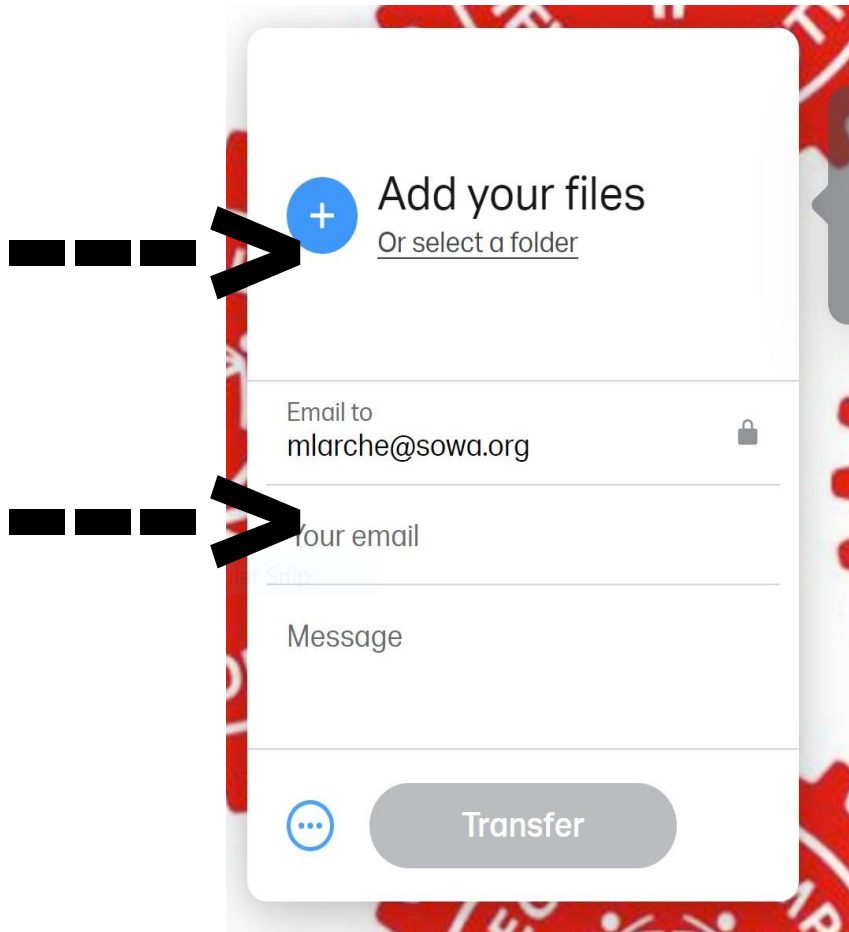
## Step 1:

Go to [unifiedrobotics.wetransfer.com](https://unifiedrobotics.wetransfer.com) & accept cookies



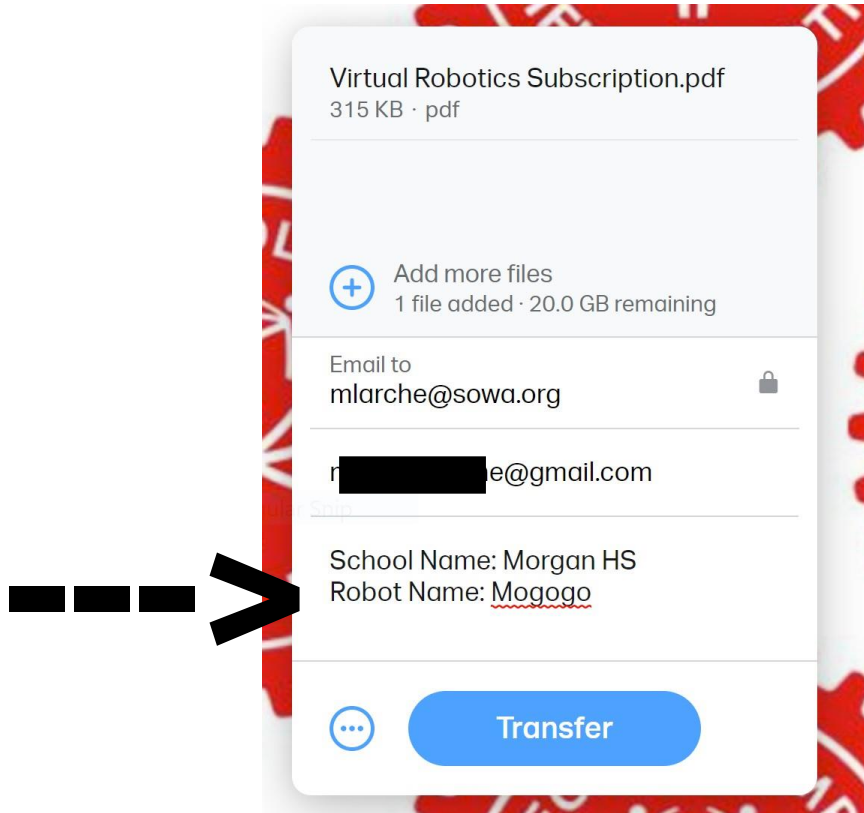
## Step 2:

Click "Add Your File" and select your robot file and enter the submitters email address



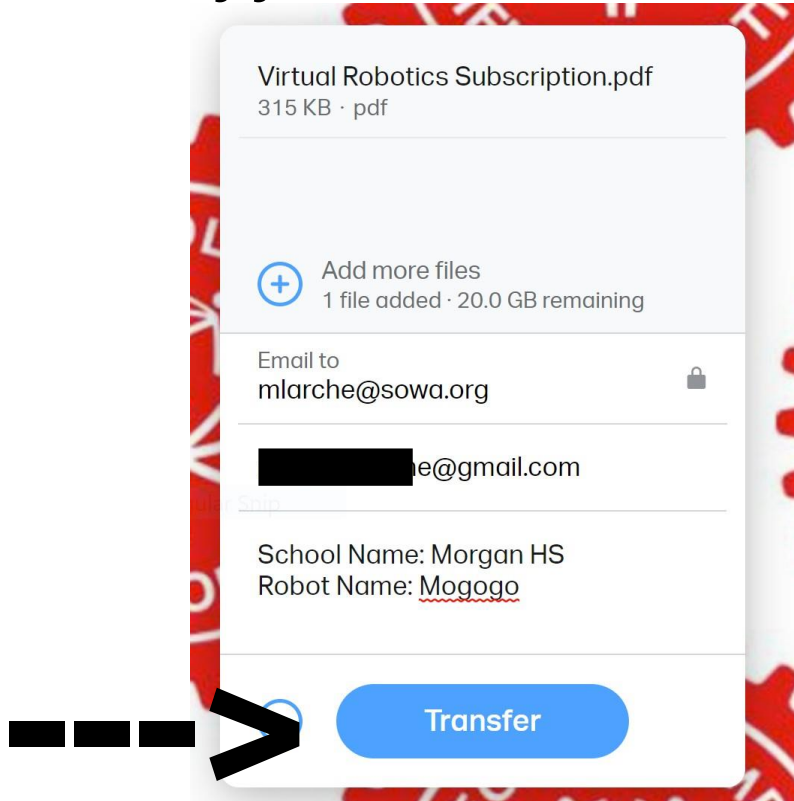
### Step 3:

Type your **school name** and **robot name** in the message box



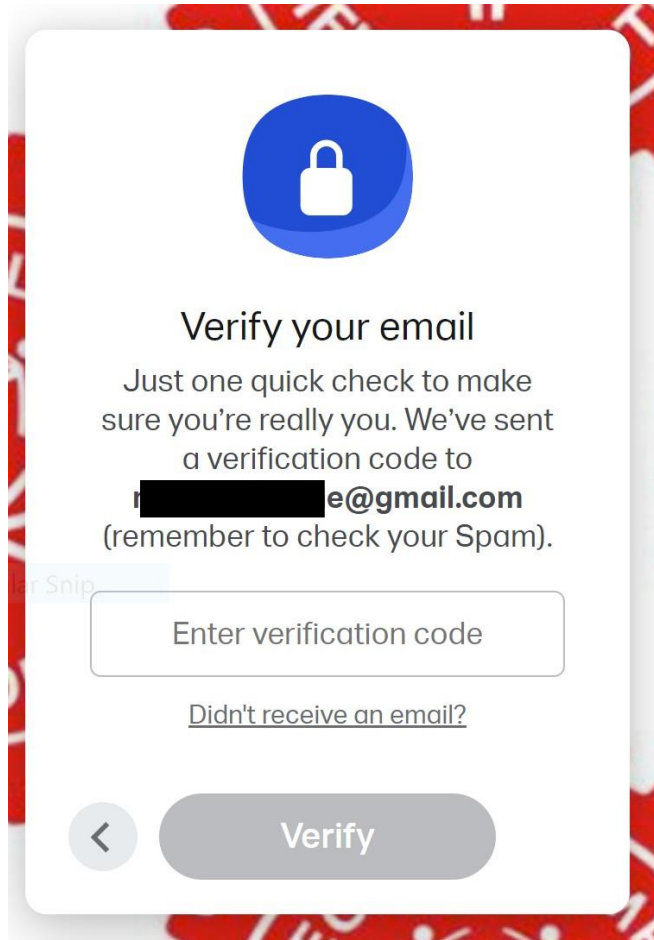
### Step 4:

Click "Transfer" - You will receive a noticed to verify your email and enter a code



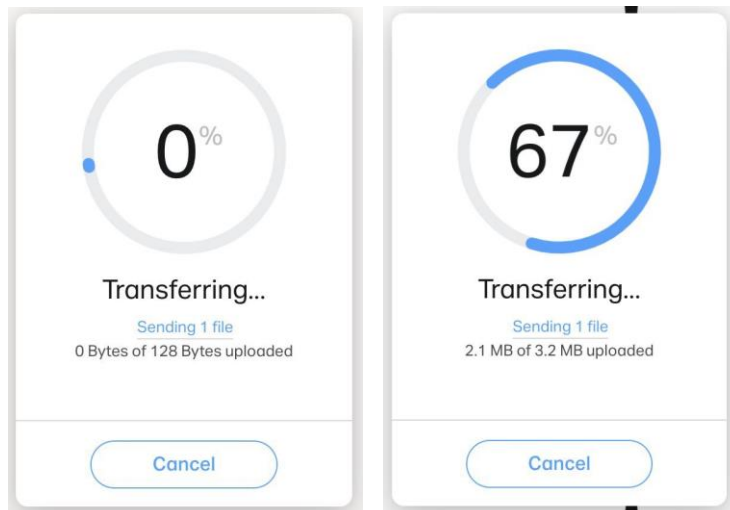
## Step 5:

You will be asked to "Verify your email". Check your email for a verification code to enter



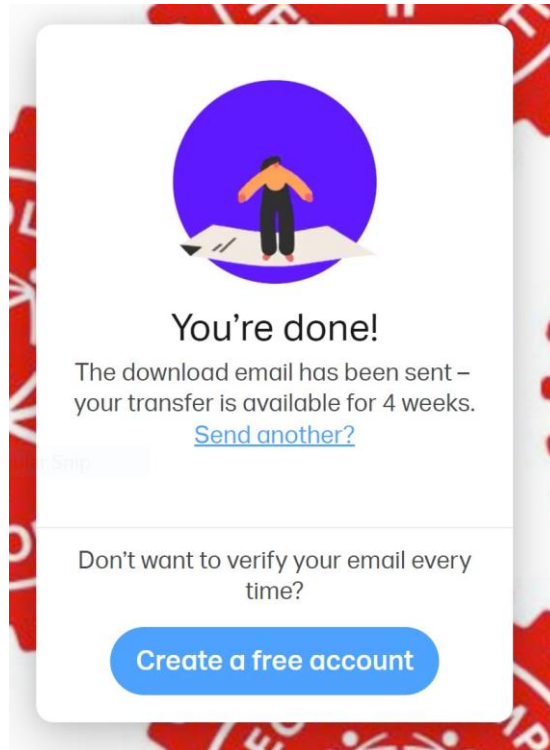
## Step 6:

Wait for the transfer to reach 100% (This could take awhile)



## Step 7:

Once it says "You're Done!" the file will be directly sent to Special Olympics Unified Robotics. A confirmation email will be directly sent to the submitters email



## \*VIRTUAL JUDGING ALTERNATIVES\*

1.

Save your judging video or written description on your computer. Please save your file as follows:

***schoolname.robotname.video*** OR  
***schoolname.robotname.written***

2.

Once you've saved and located the above files on your computer, upload your files to [unifiedrobotics.wetransfer.com](https://unifiedrobotics.wetransfer.com) using

**STEPS 1-6 above.**